

Determination of the Physicochemical Changes in the Different Vegetable Oils after Fat-Product Interaction During Frying Process

Uslu, Nurhan; Özcan, Mehmet Musa*⁺

Department of Food Engineering, Faculty of Agriculture, Selçuk University, 42049 Konya, TURKEY

ABSTRACT: Determination of changes in physicochemical properties of different vegetable oils (sunflower, corn, hazelnut, palm, and olive oils) was aimed after the frying process with different frying material used (potato and pepper). The increase in free fatty acid content, peroxide value, viscosity and polar compound formation of oils was observed, while the reduction of the polyunsaturated fatty acid content of oils was detected with the increase of frying time. The minimum increase of free fatty acid content was determined in sunflower oil (for fried pepper %0.23; for fried potato %0.22), while the best result of peroxide values for both of frying samples was found in olive oil (for fried pepper 2.49 meq O₂/kg; for fried potato 4.11 meq O₂/kg oil). The highest increase of total polar compound was also ascertained in sunflower oil (for fried pepper %4.50; for fried potato %5.00). The increase of frying time caused a decrease of L* and a* values of oils except for olive oil and increase of b* values. The effect of frying oil or material and frying process time on physicochemical properties of oils was found statistically significant ($p < 0.01$).

KEYWORDS: Physicochemical properties; Frying; Fatty acid composition; Olive oil.

INTRODUCTION

Deep-frying is one of the fast, easy and ancient methods for food preparations more than 4000 years [1]. After the frying process, fried foods have gained crispy texture, fried aroma and pleasant golden brown color, which have provided high popularity for consumer [2-3]. Additionally, heat and mass transfer take place simultaneously during the frying process [4]. Influencing factors of heat and mass transfer are thermal and physicochemical properties of the fried product, the shape of food, using oil, the temperature of oil and pressure [5]. Oils have a critical role during the frying process not only being heat transfer medium but also absorbed by the foods.

Overuse of frying oils at high temperatures are exposed to many lipid reactions such as oxidation, polymerization and thermal degradation leading to changes in their physical, chemical, nutritional and sensory properties and resulting in loss of quality of both frying oil and fried food absorbed part of the frying oil [6]. Oxidation of oils present in foods causes reduction of the nutritious quality and deterioration of color and taste [7]. Thermoxidative degradation of the fatty acids has been related to the unsaturation level of fatty acids, particularly α -linolenic acid [8]. The degradation both volatile and non-volatile compounds, including free fatty acids, lactones,

* To whom correspondence should be addressed.

+ E-mail: mozcan@selcuk.edu.tr

1021-9986/2018/3/191-199

9/\$/5.09

hydrocarbons, diacylglycerols, monoacylglycerols, glycerols, cyclic and epoxy compounds, trans isomers, monomers and polymers of triacylglycerols can form during the frying process [9]. Although the majority of the volatiles are lost at high temperatures, the non-volatile products accumulate in the frying oils, which cause further degradation and absorbed by the fried foods. Accordingly, the quality of the frying oils has great importance with regard to the quality of fried products and also affect human health [10]. Generally, most of the studies have investigated the changes in rapeseed oil, soybean oil, and olive oil or blended oils during the frying process. It is seen in previous studies where frying was done in various edible oils. Different kinds of fats were used for frying in this study because of the chemical structure of the oil affected by growing conditions, seed genetic structure, climatic factors, and etc. The innovation feature of this study was how the interaction between frying oil and product during frying effects the chemical properties of frying oil. The objective of this study was to evaluate the physical and chemical changes of various vegetable oils, such as sunflower, corn, hazelnut, riviera olive, and palm oils during the frying process and investigate the suitability of these several oils. Moreover, the affect of different frying materials (pepper and potato) on physicochemical properties of vegetable oils was determined.

EXPERIMENTAL SECTION

Frying oils (sunflower, corn, hazelnut, palm, and riviera olive oils) were obtained from the local market in Konya, Turkey. Potatoes, belonging *Agria* variety, and peppers, belonging *Çarliston* variety, were purchased from the local grocery store in Konya, Turkey.

Preparation of samples

Potatoes were peeled, washed and sliced (1.0 x 1.0 x 6.0 cm) with slicing machine. Peppers were also washed, cleaned the seeds and cut into slices (1.0 x 6.0 cm) manually.

Frying Process

Frying experiments were carried out using an electric fryer (Moulinex, France) equipped with a thermostat. The oils were placed (2L) and preheated at the set temperature (180°C) which controlled with infrared thermometer

(Testo 845) before a given frying trial. In every frying process, 200g of frying materials was placed in a fryer and frying was performed at 180°C for 5 min. The frying process was repeated 12 times at intervals of 10 min using new potatoes in the same oil. Successive frying was carried out for 3 h, giving a total of 12 batches for potatoes. Same procedures were applied for pepper. After each frying sessions, oils (50 ml) were filtered through a Whatman no 1 filter (Maidstone, UK) and placed in glass bottles and kept at +4°C until analyses.

Color analyses

Color values were measured with Minolta Chroma meter CR 400 (Konica Minolta, Inc. Osaka, Japan) according to the International Commission on Illumination L^* , a^* , b^* scale [11]. Oil samples were decanted to clear, glass petri plate (25ml) and analyzed 3 different points of oil on the white floor.

Viscosity analyses

Viscosity values of samples were measured using viscometer (AND SV-10) and denominated mPa.s. Viscosity values of palm oil were determined at 40°C because of being solid form in room temperature, while viscosity values of other oils were determined at room temperature (25°C).

Free fatty acids and peroxide values

Free fatty acids, expressed as a free oleic acid percentage, were determined using AOCS method [12]. Peroxide values, expressed in milliequivalents of active oxygen per kilogram, (meq O₂/kg) were found according to the AOCS method [13].

Total polar compounds

Total polar compounds of oils were measured using Deep Frying Oil Tester (Testo 270) based on dielectric constant changes and determined on hot oil (180°C). Before total polar compound measurement, oil tester was calibrated using the reference oil according to *Khaled et al.* [14].

Moisture content

The moisture content of potato and pepper was measured by drying in an oven (Nüve FN055 Ankara, Turkey) at 105°C until a constant weight was obtained.

Fatty acid composition

Frying oils were esterified according to ISO-5509 method with some modifications [15]. Fatty acid methyl esters of oil samples were analyzed gas chromatography (Shimadzu GC-2010) equipped with Flame-Ionization Detector (FID) and capillary column (Tecnocroma TR-CN100, 60m x 0.25mm, film thickness: 0.20 μ m). The carrier gas was nitrogen with 1.51mL/min flow rate. The temperature of detector and injection block was 260°C. The total flow rate was 80ml/min and the split rate was also 1/40. The column temperature was programmed 120°C for 5 minutes and increased 240°C at 4 °C/min and held 25 minutes at 240°C. A standard fatty acid methyl ester mixture (Sigma Chemical Co.) was used to determine sample peaks. Commercial mixtures of fatty acid methyl esters were used as reference data for the relative retention times [16].

Statistical analyses

Analyses of variance (three way ANOVA) and Student's *t* multiple comparison test were performed to analyse the data according to the JMP package program [17]. All results are expressed as means \pm standard deviation from triplicate experiments and each measurement was duplicated. Levels of significance, unless otherwise stated, were given as $p \leq 0.01$.

RESULTS AND DISCUSSION

The results of viscosity and free fatty acid of vegetable oils are given in Table 1. The viscosity values of frying oils did not show a regular increase or decrease when the frying replication number increased. However, the viscosities were higher than initial values after the frying process was applied 12 times. Viscosity values were affected by the use of different oils, but the frying materials -such as potato and pepper- did not change significantly. The minimum increase in viscosity was observed in riviera olive oil (0.6 -1.0 mPa.s) while the maximum increase was found in palm oil (10.2 -10.8 mPa.s). Additionally, viscosity values of sunflower and corn oils which have a high content of polyunsaturated fatty acids were found to be close to this. The same situation was observed in monounsaturated oils, such as riviera olive oil and hazelnut oil.

According to the study of *Kim et al.* [18] after the frying process (170°C, 1 minute), viscosity values of

sunflower, corn, hazelnut and olive oils measured at 25°C were determined at 44 mPa.s, 49 mPa.s, 63 mPa.s and 59 mPa.s, respectively. In the experiments reported by *Tarmizi et al.* [19], the viscosity of palm olein was found to be 45.48 mPa.s before the frying process, whereas it was detected at 55.97 mPa.s after the frying process was applied at 180°C. Oxidation products, such as aldehydes, ketones, hydrocarbons, and many polymeric compounds, cause changes in viscosity [20]. The changes in temperature lead to different viscosity values [21]. Moreover, viscosity values of oils were affected by the existence of potato and the rate of potato/oil [22]. This investigation was in line with the results of *Kim et al.* [18]. Though viscosity values of palm oil were lower than shown by the results of *Tarmizi et al.* [19], the emerging increases in viscosity values were the same as they were measured at 40°C.

The results obtained using different vegetable oils showed an alteration, as frying materials, using potato or pepper, changed free fatty acid values of frying oils. It was determined that the free fatty acid values of oils increased with the rise in the frying replication number. Generally, free fatty acid values were found to be lower in oils fried potato. It was stated that this situation originates from the absorption of free fatty acids by potato starch [23]. Moreover, it can be due to the higher moisture content of pepper (95%) with respect to potato (79%). The minimum free fatty acid values were found in palm oil, while the highest values were determined in riviera olive oil for both frying materials.

In the experiments reported by *Ramli et al.* [24], free fatty acid contents of palm olein, sunflower and corn oils were 0.55%, 0.11%, and 0.58% respectively, after the fifth frying process, at 180°C (2.5 minutes), when the potato was used as the frying material. *Casal et al.* [25] found that free fatty acid values of riviera olive oil and refined sunflower oil were 0.3% and 0.1% when a total three hours frying process with potato at 170°C was applied. According to a study by *Chatzilazarou et al.* [26], free fatty acid value showed the minimum increase in olive oil, while the highest free fatty acid value was found in corn oil after the frying process. Considering the results obtained in comparison with other studies, the free fatty acid results of our analysis were higher. After the frying process, free fatty acid values of oils varied based on the type of vegetable oil, the initial free fatty acid levels and

Table 1: Viscosity and free fatty acid values of frying oils.

Materials	Oils	Viscosity (mPa.s)								
		Control			6. Frying			12. Frying		
Pepper	Sunflower	45.75	±	0.26 ^{kl*}	45.30	±	0.14 ^l	47.05	±	0.14 ^{ij}
	Hazelnut	51.15	±	0.07 ^{fr*}	52.20	±	0.07 ^e	55.75	±	0.11 ^a
	Corn	44.20	±	0.21 ^{lm}	44.30	±	0.28 ^m	46.50	±	0.12 ^{kl}
	Palm	37.10	±	0.14 ^o	38.95	±	1.63 ⁿ	47.30	±	0.57 ^{hi}
	Olive	54.55	±	0.07 ^{bc}	55.20	±	0.14 ^{ab}	55.15	±	0.21 ^{ab}
Potato	Sunflower	45.75	±	0.71 ^{kl}	46.15	±	0.07 ^k	48.60	±	0.07 ^g
	Hazelnut	51.15	±	0.13 ^f	53.60	±	0.21 ^d	55.20	±	0.07 ^{ab}
	Corn	44.20	±	0.21 ^m	46.95	±	0.07 ^j	46.95	±	0.07 ^{ij}
	Palm	37.10	±	0.14 ^o	39.05	±	0.42 ⁿ	47.90	±	0.71 ^{sh}
	Olive	54.55	±	0.07 ^{bc}	53.85	±	0.35 ^{cd}	55.55	±	0.07 ^a
Materials	Oils	Free Fatty Acids (%)								
		Control			6. Frying			12. Frying		
Pepper	Sunflower	0.22	±	0.03 ^{gh}	0.34	±	0.17 ^{efgh}	0.45	±	0.31 ^{defg}
	Hazelnut	0.23	±	0.04 ^{gh}	0.53	±	0.08 ^{def}	0.61	±	0.14 ^{cde}
	Corn	0.34	±	0.16 ^{efgh}	0.45	±	0.06 ^{defg}	0.67	±	0.02 ^{bcd}
	Palm	0.11	±	0.06 ^h	0.45	±	0.06 ^{defg}	0.45	±	0.08 ^{defg}
	Olive	0.56	±	0.21 ^{def}	0.88	±	0.01 ^{abc}	1.10	±	0.05 ^a
Potato	Sunflower	0.22	±	0.03 ^{gh}	0.33	±	0.02 ^{fgh}	0.44	±	0.04 ^{defg}
	Hazelnut	0.23	±	0.04 ^{gh}	0.41	±	0.08 ^{defg}	0.56	±	0.36 ^{def}
	Corn	0.34	±	0.16 ^{efgh}	0.45	±	0.02 ^{defg}	0.61	±	0.13 ^{cde}
	Palm	0.11	±	0.06 ^h	0.34	±	0.01 ^{efgh}	0.34	±	0.15 ^{efgh}
	Olive	0.56	±	0.21 ^{def}	0.91	±	0.18 ^{ab}	0.90	±	0.18 ^{ab}

when subject to the frying process for a long time [27].

Total polar compounds of control and post-frying (after three hours) oils with respect to the results of the multiple comparison tests were 6.50 -11.00% in sunflower oil, 4.50 -6.50% in hazelnut oil, 8.75 -11.50% in corn oil, 6.50 -8.00% in palm oil and 5.00 -7.50% in riviera olive oil, in which potato was fried; 6.50 -11.50%, 4.50 -7.00%, 8.75 -11.50%, 6.50 -8.50% and 5.00 -8.00% respectively, when pepper was used (Fig. 1).

The frying materials used did not dramatically affect the total polar compounds of oils but different vegetable oils used changed the results of total polar compounds. After the frying process, the lowest total polar contents were observed in hazelnut oil and olive oil, while

the maximum content of total polar compounds was determined in corn oil and sunflower oil. Polar compounds of oils showed an increase when the frying replication number was raised. High molecular weight and polar compounds, consisting of several chemical reactions, are non-volatile compounds, these also increase during the heating process [28]. In analogy to the results of viscosity, total polar compounds of sunflower oil and corn oil, which had mostly polyunsaturated fatty acids; hazelnut oil and olive oil, which had mainly monounsaturated fatty acids, were found to be proximate.

Peroxide values of control and post-frying (after three hours) oils varied between 3.47-9.92 meq O₂/kg in sunflower oil, 2.74-6.83 meq O₂/kg in hazelnut oil,

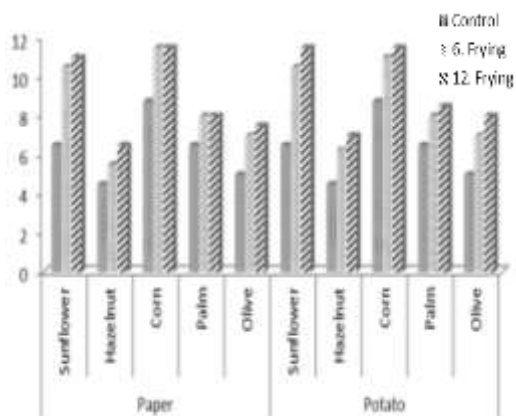


Fig. 1: Total polar compounds of pre-frying and post-frying oils.

2.43-5.97 meq O₂/kg in corn oil, 1.00-4.13 meq O₂/kg in palm oil and 3.45-5.94 meq O₂/kg in riviera olive oil, when pepper was fried; 3.47-9.41 meq O₂/kg, 2.74-9.54 meq O₂/kg, 2.43-8.30 meq O₂/kg, 1.00-5.42 meq O₂/kg and 3.45-7.56 meq O₂/kg respectively, when pepper was used. The use of potato or pepper as frying materials affected the peroxide values of frying oils (Fig. 2).

The results of peroxide values of potato fried in oils were determined to be higher than fried pepper. Furthermore, the minimum peroxide number was found in palm oil, which had a high content of saturated fatty acids, while sunflower oil had the maximum oxidized oil. The increase in unsaturated fatty acid content caused more oxidation of oil during the frying process, conducted in an aerobic environment and at high temperature. Peroxide values of oils showed increases when the frying replication number was raised. An increment in peroxide values also occurs, particularly during the cooling period. It has been shown that hydroperoxides recur in oils exposed to air at a high temperature in the cooling stage [29].

According to the study of Casal *et al.* [25], peroxide values of riviera olive oil and refined sunflower oil were 11.00 meq O₂/kg and 28.00 meq O₂/kg respectively. The value of hazelnut oil fried 15 times (190°C, 8 min.) was 10.84 meq O₂/kg, while it was found to be 5.58 meq O₂/kg and 5.85 meq O₂/kg in corn oil and riviera olive oil, respectively [30]. As far as Ramli *et al.* [24] were concerned, peroxide values of palm olein, sunflower and corn oils after the fifth frying process at 180°C in 2.5 minutes, using potatoes were determined at 11.66 meq

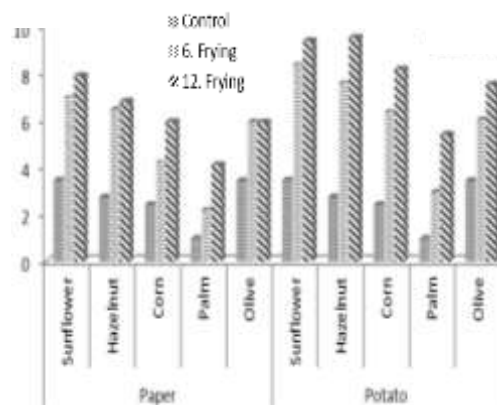


Fig. 2: Peroxide values of pre-frying and post-frying oils.

O₂/kg, 24.32 meq O₂/kg and 16.01 meq O₂/kg, respectively. The results of peroxide values that were obtained were lower than the values mentioned in the literature because of probably beginning peroxide values of oils.

*L** values showed a change together with the increase of the frying number, though these were higher than pre-frying. The brightness of oils decreased when fried 12 times (total of three hours) (Fig. 3). The minimum variation in *L** values was determined in riviera olive oil for both frying materials.

The *a** values of sunflower, hazelnut, corn, and palm oils decreased after the frying process, while *a** values of riviera olive oil varied according to the frying materials (Fig. 4).

Using pepper as the frying material increased the *a** values of olive oil, whereas the use of potato caused a reduction in the *a** values of olive oil. However, *a** values of palm oil were not significantly affected from frying product. The results of *b** values showed a minor decrease in olive oil, but it was observed an increase in other oils (Fig. 5). Frying materials (potato and pepper) changed *b** values in all of the oils. Nevertheless, variance in *b** values were at a minimum level in palm oil based on frying materials.

As indicated by Tarmizi *et al.* [18], it was ascertained that the color of palm olein became darker (*L**), more reddish (*a**) and more yellowish (*b**) after the frying process. In our experiments, the color of oils was darker, greener and yellower compared to pre-frying. During the frying process, deteriorations occur in oils and diffusion

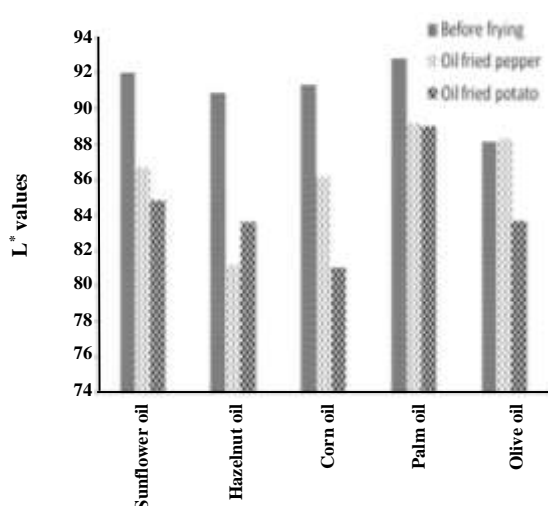


Fig. 3: Interaction of frying oils and materials on L^* values.

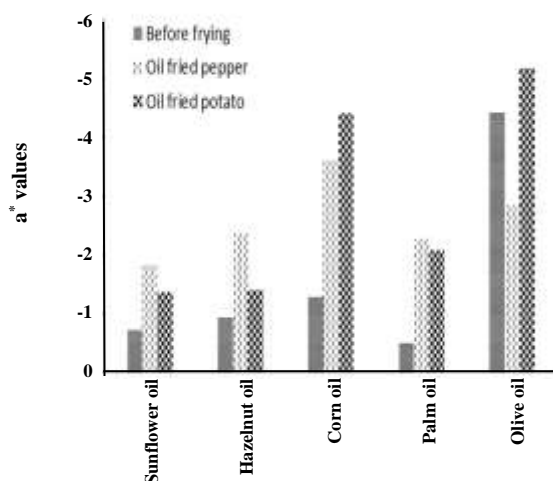


Fig. 4: Interaction of frying oils and materials on a^* values.

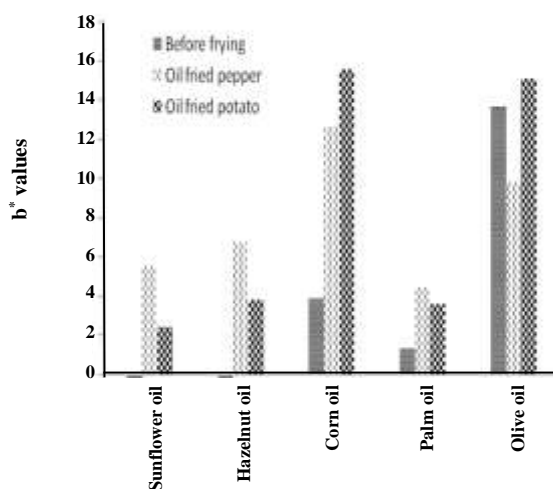


Fig. 5: Interaction of frying oils and materials on b^* values.

of pigments into the oil lead to changes in the color of vegetable oils [31]. Unsaturated carbonyl compounds, or non-polar compounds of foodstuffs dissolved in oils, cause the color to darken [32]. Formation and accumulation of non-volatile degradation products change the color of frying oils [20]. According to *Blumenthal* [21], the reason for the formation of red color is combined oxidized fatty acids and pyrolytic condensation product, while combined peroxides and aldehydes -in addition to carotenoids and other compounds- lead to the yellow color.

The fatty acid compositions of vegetable oils fried potato and pepper are demonstrated in Fig. 6 and Fig. 7, respectively.

Generally, the increase in the frying replication number of oils caused a decrease in the polyunsaturated fatty acids (linoleic acid and linolenic acid), while the increase in that of monounsaturated fatty acids, such as oleic acid, and saturated fatty acids, such as palmitic acid. Dominant fatty acids of sunflower oil were determined to be oleic acid (25.61%), linoleic acid (62.45%), palmitic acid (5.62%) and stearic acid (4.26%). Moreover, the contents of behenic, arachidic, linolenic and myristic acids were found to be below 1%. After applying the frying process (for a total of three hours), the amounts of linoleic acid and linolenic acid of sunflower oil fried pepper were reduced to 60.33% and 0.06% respectively, while the contents of oleic acid and palmitic acid were increased to 27.61% and 5.81%. Oleic, linoleic, linolenic and palmitic acids of sunflower oil fried potato were found to be 25.44%, 60.43%, 0.05% and 5.73%, respectively. When the fatty acid composition of the corn oil was analysed, amounts of oleic, linoleic, linolenic and palmitic acids were observed as 30.73%, 55.46%, 0.63%, and 10.18% respectively in pre-frying, while it was ascertained that the contents of oleic, linoleic and palmitic acids of oil fried pepper (total three hours) were 31.41%, 53.55% and 10.66%; in oil fried potato were 30.47%, 54.24% and 10.85% respectively. The oleic acid content of the hazelnut oil, which had high monounsaturated fatty acids, was found to be 77.17% before the frying process. It was determined as 79.28% (for fried pepper) and at 79.36% (for fried potato) after frying. Amounts of linoleic acid (14.27%) and linolenic acid (0.14%) decreased to 12.77% for fried pepper and to 12.86% for fried potato; the figures were 0.07% for

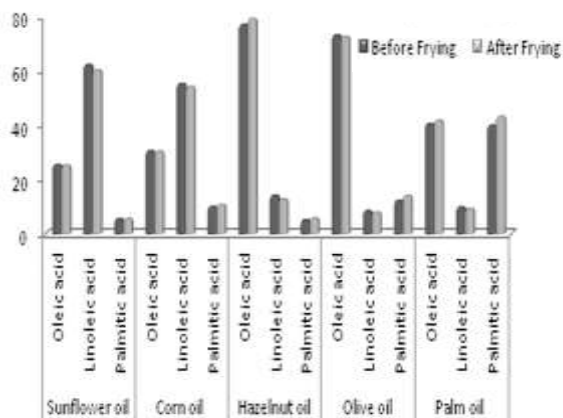


Fig. 6: Dominant fatty acids of oils fried potato.

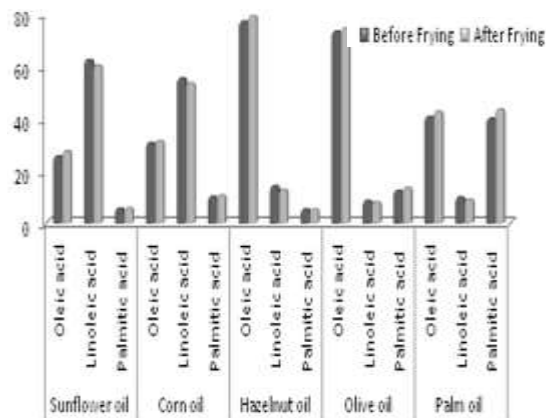


Fig. 7: Dominant fatty acids of oils fried pepper.

pepper and 0.08% for potato. Palmitic acid content increased from 5.26% to 5.37% in fried pepper and to 5.92% in fried potato. The oleic acid content of riviera olive oil for fried pepper increased from 73.36% to 74.61%, but reduced to 72.73% when the potato was fried. After the frying process, amounts of polyunsaturated fatty acids, such as linoleic (8.61%), linolenic (0.60%), arachidonic (0.22%) and γ -linolenic (0.30%) acids were determined as 8.15%, 0.59%, 0.20% and 0.25% (for fried pepper), and 8.08%, 0.58%, 0.17% and 0.29% (for fried potato), respectively. According to the fatty acid composition of palm oil prior to the frying process, the fatty acids were determined as oleic (40.66%), palmitic (40.10%), linoleic (9.98%), stearic (3.63%), myristic (1.16%), linolenic (0.20%), lauric (0.66%) and arachidic (0.31%) acids. The increases in oleic acid (42.73%) and palmitic acid (43.52%); the decrease in linoleic acid (9.17%) were observed when 12 times the frying process was applied with the pepper. The proportions of oleic, palmitic and linoleic acids of palm oil fried potato were reported at 41.95%, 43.37%, and 9.37%, respectively.

Amounts of linoleic and linolenic acids, which are nutritionally essential, were reduced after the frying process was applied to different vegetable oils. Besides, the increases in oleic and palmitic acids contents of oils were determined. This situation was associated with a degradation in the double bonds of unsaturated fatty acids and the formation of saturated and monounsaturated fatty acids in consequence of oxidation occurring during the frying process. It was found that monounsaturated

(oleic acid) and polyunsaturated (linoleic and linolenic acids) fatty acids especially caused oxidation of oils [33]. Oils used cooking or frying should have a low polyunsaturated fatty acid composition [34]. In this study, loss of the linoleic acid content was at a maximum level in sunflower oil (2.02-2.12%), followed by corn oil with a range of 1.91-1.22%. The minimum reduction was determined in palm oil and olive oil, including the lowest amount of linoleic acid. It was observed in oils exposed to further oxidation during the frying process when linoleic acid content increased. Additionally, change in the frying material used did not dramatically affect the decrease in the linoleic acid content of oils. The linolenic acid content of oils used in the frying process was below 1% and the minimum reduction was observed in the amounts of linolenic acid after frying. The decrease in this essential fatty acid was close in all the frying oils.

CONCLUSIONS

In the light of the physicochemical analyses applied to sunflower, corn, palm, hazelnut, and riviera olive oils after the frying process (totaling three hours), the frying materials used (pepper or potato) did not considerably affect the viscosity, polar compounds and fatty acid compositions of oils, but the values of free fatty acids and colors differed in respect to the fried samples. Several factors, such as oxygen, high temperature and degree of unsaturation of oils, cause various reactions in frying oils. Accordingly, the physical, chemical and sensorial properties of oils change. Unhealthful reaction products occur in using oils, particularly rich in unsaturated

fatty acids, when the oils are used over a long time and in a repeated manner. Oils have great importance due to penetrating fried products. Therefore, the exposure time of frying oils consumed with fried samples should be monitored in order to ensure that these do not have deleterious effects on human health.

Acknowledgements

This study was supported by the Selçuk University Coordination of Scientific Research Projects (S.Ü. BAP, No: 13101013, Konya-Turkey).

Received : Jun. 13, 2017 ; Accepted : Apr. 9, 2018

REFERENCES

- [1] Rossell J.B., "Frying Improving Quality", CRC Press, Boca Raton, USA (2001).
- [2] Bruhl L., [Fatty Acid Alterations in Oils and Fats During Heating and Frying](#), *Eur. J. Lipid. Sci., Technol.*, **116**: 707-715 (2014).
- [3] Gertz C., [Fundamentals of the Frying Process](#), *Eur. J. Lipid. Sci. Technol.*, **116**: 669-674 (2014).
- [4] Gupta M., "Frying Oils, Bailey's Industrial Oil and Fat Products", (F. Shahidi, ed.) John Wiley & Sons Inc., New Jersey (2005).
- [5] Pedreschi F., [Frying Potatoes: Physical, Chemical and Microstructural Changes](#), *Drying Technol.*, **30**: 707-725 (2012).
- [6] Gloria H., Aguilera J.M., [Assessment of the Quality of Heated oils by Differential Scanning Calorimetry](#), *J. Agric. Food. Chem.*, **46**: 1363-1368 (1998).
- [7] Mammadov R., Makasçı-Afacan A., Uysal-Demir D., Görk Ç., [Determination of Antioxidant Activities of Different *Urginea maritima* \(L.\) Baker Plant Extracts](#), *Iran. J. Chem. Chem. Eng. (IJCCE)*, **29**(3): 47-53 (2010).
- [8] Aladedunye F., Przybylski R., [Performance of Palm Olein and Modified Rapeseed, Sunflower, and Soybean Oils in Intermittent Deep-Frying](#), *Eur. J. Lipid. Sci. Technol.*, **116**: 144-152 (2014).
- [9] Jung S.S., Kim M., Lee J., [Estimating the Time of Frying Oils have been Used for French Fries Based on Profile Changes of Fatty Acids Derived From Heated Oil Model Systems](#), *Food Sci. Biotechnol.*, **23**(5): 1405-1410 (2014).
- [10] Hassanien M.F.R., Sharoba A.M., [Rheological Characteristics of Vegetable Oils as Affected by Deep Frying of French Fries](#), *Food Measure*, **8**: 171-179 (2014).
- [11] Pagliarini E., Rastelli C., [Sensory and Instrumental Assessment of Olive Oil Appearance](#), *Grasas Y Aceites*, **45**: 1-2 (1994).
- [12] AOCS, "Official Methods and Recommended Practices of the American Oil Chemists' Society". 4th ed. American Oil Chemists' Society. Champaign, method Ac 5-41 (1989).
- [13] AOCS, Official Methods and Recommended Practices of the American Oil Chemists' Society, 4th ed., American Oil Chemists' Society, Champaign, method Cd 8-53 (1992).
- [14] Khaled A.Y., Aziz S.A., Rokhani F.Z., [Capacitive Sensor Probe to Assess Frying Oil Degradation](#), *Information Processing in Agriculture*, **2**(2): 142-148 (2015).
- [15] "ISO-International Organization for Standardization. Animal and Vegetable Fats and Oils Preparation of Methyl Esters of Fatty Acids". ISO, Geneva, Method ISO 5509, 1-6 (1978).
- [16] AOAC, "Official Methods of Analysis", 15 th ed. Association of Official Analytical Chemists, Washington, DC (1990).
- [17] Koltai H., Lekkala S.P., Bhattacharya C., Mayzlish-Gati E., Resnick N., Winger S., Dor E., Yoneyama K., Yoneyama K., Hershenharn J., Joel D.M., Kapulnik Y., [A Tomato Strigolactone-Impaired Mutant Displays Aberrant Shoot Morphology and Plant Interaction](#), *J. Exp. Bot.*, **61**(6): 1739-1749 (2010).
- [18] Kim J., Kim D.N., Lee S.H., Yoo S., Lee S., [Correlation of Fatty Acid Composition of Vegetable Oils with Rheological Behaviour and Oil Uptake](#), *Food Chem.*, **118**: 398-402 (2010).
- [19] Tarmizi A.H.A., Niranjana K., Gordon M., [Physico-Chemical Changes Occurring in Oil When Atmospheric Frying is Combined with Post-Frying Vacuum Application](#), *Food Chem.*, **136**: 902-908 (2013).
- [20] Sahin S., Sumnu S.G., "Advances in Deep-Fat Frying of Foods", CRC Press, Taylor & Francis Group, Boca Raton (2009).

- [21] Blumenthal M.M., "Frying Technology", In: Hui Y.H. (Editors of Bailey's Industrial Oil and Fat Products.) Vol 3: Edible Oil and Fat Products; Products and Application Technology, 5th ed. John Wiley & Sons, Inc. 605 Third Avenue, New York, N.Y. USA (1996).
- [22] Kalogianni E.P., Karapantsios T.D., Miller R., [Effect of Repeated Frying on the Viscosity, Density and Dynamic Interfacial Tension of Palm and Olive Oil](#), *J. Food Eng.*, **105**: 169-179 (2011).
- [23] Krygier K., Rutkowski A., Szewczyk M., Simple Test for Determination of Acid Value in Oils, *La Rivista Italiana Delle Sostanze Grasse*, **LVIII**, 401-403 (1981).
- [24] Ramli N., Nafar M., Jaswir I., [Oxidative Stability of Blend Oil during Deep-Fat Frying of Potato Chips](#), *Pakistan Journal of Nutrition*, **11**(9): 730-734 (2012).
- [25] Casal S., Malheiro R., Sendas A., Oliveira B.P.P., Pereira J.A., [Olive Oil Stability Under Deep-Frying Conditions](#), *Food Chem Toxicol*, **48**: 2972-2979 (2010).
- [26] Chatzilazarou A., Gortzi O., Lalas S., Zoidis E., Tsaknis J., [Physicochemical Changes of Olive Oil and Selected Vegetable Oils During Frying](#), *Journal of Food Lipids*, **13**: 27- 35 (2006).
- [27] Stevenson S.G., Vaisey-Genser M., Eskin N.A.M., [Quality Control in the Use of Deep Frying Oils](#), *J. Am. Oil Chem. Soc.*, **61**: 1102-1108 (1984).
- [28] Lumley I.D., "Polar Compounds in Heated Oils", In: *Frying of Food, Principles, Changes, New Approaches*. (G. Varela, A. Bender and I.D. Morton, eds.) VCH, London (1988).
- [29] Augustin M.A., Berry S.K., [Efficacy of the Antioxidants BHA and BHT in Palm Olein During Heating and Frying](#), *J. Am. Oil Chem. Soc.*, **64**: 1520-1522 (1983).
- [30] Karakaya S., Şimşek Ş., [Changes in Total Polar Compounds, Peroxide Value, Total Phenols and Antioxidant Activity of Various Oils Used in Deep Fat Frying](#), *J. Am. Oil Chem. Soc.*, **88**: 1361-1366 (2011).
- [31] Lalas S., Gortzi O., Tsaknis J., [Frying Stability of *Moringa stenopetala* Seed Oil](#), *Plant Foods for Human Nutrition*, **61**: 99-108 (2006).
- [32] Gutierrez R., Gonzalez O., Dobarganes M.C., "Analytical Procedures for the Evaluation of Used Frying Fats", (G. Varela, A. Bender and I. D. Morton, eds.) In *Frying of Food: Principles, Changes, New Approaches*. VCH, London (1988).
- [33] Hamilton R.J., "The Chemistry of Rancidity in Foods", (R.J. Hamilton and J.C. Allen, eds.) An Aspen Publication, USA (1999).
- [34] Özcan M.M., [Some Nutritional Characteristics of Fruit and Oil of Walnut \(*Juglans regia* L.\) Growing in Turkey](#), *Iran. J. Chem. Chem. Eng. (IJCCE)*, **28**(1): 57-62 (2009).